

# Knowledge Organisers

Spring 1

Year 1

# Year 1 – Science – Spring 1 – Humans

## What I will learn

You will learn to name, draw and label the parts of the body. You will know which sense is linked with different body parts.

## Key Activities:

I will name the five senses.

I will give examples of how we might use the five senses.

**Activity** – can you find out which parts of our body we use for touch? What different things can you feel?

**Key words:** smell, taste, touch, hearing, sight.

## Senses



sight



hearing



touch




taste



smell

## Parts of the Body



# Year 1 – ICT – Spring 1 – Maze Explorers

## Key Activities:

I will learn about 2Go

I will learn how to undo a mistake on 2Go

## I will learn:

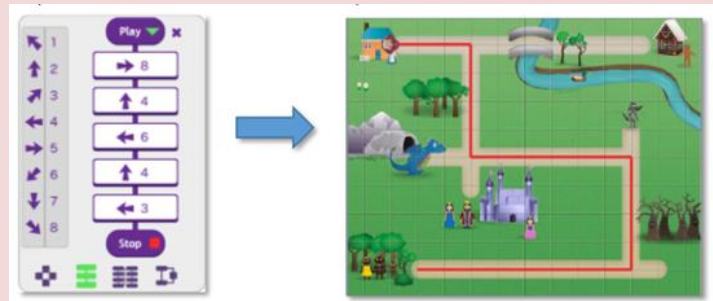
- How the direction keys work.
- How to create and debug a set of instructions.
- How to change and extend the algorithm list.
- To create a longer algorithm for an activity.
- To set challenges for my friends.

**Key words: direction, rewind, left turn, right turn, challenge, debug, arrow, backwards, instruction, undo, algorithm.**



## Activity:

Use the direction keys to make an object move around the screen.



## Key Images



Open, close or share a file



Change the speed in which the screen object moves



Rewind an instruction



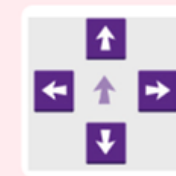
Undo an instruction



Change the settings in 2Go



Change the colour of the path that the object leaves in 2Go



Control the direction in which the object moves

Key Activities:

We will learn about:

Schooling during the Victorian times

What was different about their schooling

How children behaved in school

What children learned in school

What would happen if a child didn't do as they were asked in school.

## Year 1 Spring Term History

What was it like being a Victorian school child?



Key concepts:

**Empathy:** How it felt like to be a school child during the Victorian period. What life was like.

**Chronology:** sequencing artefacts from the Victorian period to present day.

**Similarity and difference:** Then and now.

Key skills:

To identify something that may be important in finding out about the past.



Key words:

Victorian, **past**, school, **tin bath**, mangle, **poverty**, cane, **Queen Victoria**, factory, **jacks**, marbles, **slate**, post box, **disease**, empathy, **Museum**, significance

Timeline:

1837 - Queen Victoria became queen → 1852 first schools began to be built for the poorer children as well → 1872 children were expected to go to school from 5 yrs to 13 yrs → 1890 nobody needed to pay to send their children to school anymore → 1944 free secondary school places for all → 2021 children have to be educated between 5 yrs and 16yrs by law.

Key facts:

- Life was not the same for all children during the Victorian times.
- Many children did not have lots of toys.
- The Victorians were the people who lived during the reign of Queen Victoria.
- Some children had to work rather than go to school. They worked long hours and it could be dangerous for them.

Trips:

You will be visiting a Museum and learning more about a Victorian child.



Images to discuss with an adult:



Did all women dress like this?

Try at home:

Using chalk, practise writing the letters of the alphabet. Is it easier or more difficult than using a pencil and paper?

What I would like to know:



Share this with your teacher and a parent.



## Key Learning

I will talk about the special celebrations I remember

I will learn the special people in the parish family

I will learn about the presentation of Jesus' and why he was special

Year 1

# RE

## Special People

### Who are the special people in the parish family?

Scripture - Luke's Gospel  
"This baby will bring light and joy to the world".

Mary and Joseph took Jesus to the Temple. They wanted to thank God for him. At the Temple, they met an old man called Simeon.

He was a good and holy person. He often went to the Temple to pray. When he saw Jesus, Simeon took him in his arms and praised God.

He said, "This baby will bring light and joy to the world." Mary and Joseph were very surprised by Simeon's words and didn't know what he meant at the time. Simeon blessed them.

After that, they met Anna. She was eighty-four years old and spent all her time in the Temple praying.

She said a thank-you prayer to God for Jesus and told everyone that he would bring happiness to those who loved God.

Mary and Joseph took Jesus home to Nazareth where he grew up and learned to praise God.

We remember this story on 2nd February, the Feast of the Presentation of Jesus.

Candles are blessed and carried on this day to remind us that Simeon recognised that Jesus would bring light and joy to the world.

Based on Luke 2:25-40  
God's Story 2



## Key skills:

To understand that there are lots of special people that are part of our parish family



## Key words:

Special people, greeters, Sunday, holy, Jesus, Presentation, church, community, temple, altar servers, Extraordinary ministers, readers, choir, cleaners, priest, collectors, musicians

**Explore** - what special celebrations do you remember. Who is special to you and how do they make you feel?



**Reveal:** what special jobs do different people do in our parish family?



**Respond:** Anna and Simeon could see that Jesus was a special baby

**Gospel Values/Virtues** - Humility & Faith



Jesus could teach older people in the temple. How can we be teachers like Jesus?



Draw a picture or write a prayer to thank God for the special people in our lives

Dear God....



What I would like to know:



## YEAR ONE ART—SPRING 1—CLAY

### Skills:

- We will shape and model air drying clay to make an inkwell based on pictures and photos of Victorian inkwells.
- We will manipulate the clay in a variety of ways including rolling, pinching and kneading.
- We will impress and apply simple decoration techniques, including painting.
- We will use tools and equipment safely and in the correct way.

### Key words:

Roll, pinch, knead, impress, manipulate.

### Activity:

Experiment with making clay projects at home. You can find lots of different ideas here: <https://theimaginationtree.com/category/clay>  
Or watch Deborah Clarke's film and dig for your own clay at the beach.

### Famous potters and ceramists:

Minoan pottery is beautifully decorated ancient pottery.  
Josiah Wedgwood is famous for his jasperware.  
Grayson Perry is a contemporary artist who works with ceramics.

### Potters and artists who work with clay:

Watch this video about a potter who digs her own clay from the beach <https://www.culturestreet.org.uk/artist.php?id=38>

#### *Investigate the work of local artists*

- Deborah Clarke <https://www.creativeclayforall.co.uk/>
- <https://www.dorsetartweeks.co.uk/directory/list/ceramics-pottery-and-glass>
- <https://www.poolepottery.co.uk/>

