

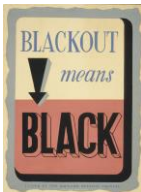








<p>Key Questions:</p> <p>What triggered the war?</p> <p>What was life like for children during the war? Was it the same for all children across the country?</p> <p>How did the war end ?</p> <p>How and why do we remember the war today ?</p>	<p>Year 3 Summer Term</p> <p>History</p> <p>Why Was Life Like At Home during WW2?</p> 	<p>Key concepts:</p> <p>Empathy: what was life like for children in Dorset and in the cities?</p> <p>Chronology: Place events on a timeline.</p> <p>Similarity and difference: society differences</p> <p>Significance/causation/chronology of the war.</p>
<p>Key skills:</p> <p>To summarise what life was like for different people during the war.</p> <div></div>	<p>Key words:</p> <p>Allies, Axis, Nazi party, atomic bomb, annex, propaganda, active service, evacuation, rationing, weapons.</p>	
<p>Timeline:</p> <p>1901 - Queen Victoria dies →1914 - 1918 WW1→1928 women's vote →1939 - 1945 World War 2 →1953 The Coronation of Elizabeth 2 →1969 First moon landing →1991 WWW launched →2000 new millenium</p>	<p>Key facts:</p> <ul style="list-style-type: none">During WW2, over 3.5 million children were evacuated from cities to the countryside.People were given ration books so they had a limited amount of food.People were encouraged to grow their own vegetables and to “make do and mend” clothing.	<p>Trips:</p> <p>You will be visiting Nothe Fort.</p> 
<p>Images to discuss with an adult:</p> 	<p>Try at home:</p> <p>Research “ Dig for Victory” , Design a poster to try and encourage people to grow their own food.</p>	<p>What I would like to know:</p>  <p>Please share your thoughts with your teacher or parent.</p> 