


Key Questions:

- What observational work do you enjoy and why?
- How does the effect of your marks change when using different mediums?
- How does light and shadow affect your drawing?
- What skills are you mastering?

Year 4

Art

What is observational drawing and what skills do we need for it?



Key concepts:

- To learn about depicting real life
- How do celebrated artists depict real life?
- To learn to use a sketchbook to record observations.
- Why is the advantage of a sketchbook?
- To master using different mediums.
- Which medium do you prefer working with and why?

Key skills:


- I can use a sketchbook to note ideas and observations.
- I can draw for a sustained period of time.
- I can master different art techniques.
- I can review, revisit and improve a drawing.



Key words:

observe, observational, sketch, medium, perception, realistic, lines, shadow, depiction, portrait, self portrait.

Artists: Kahlo, Hogarth and Hopper



Consider:
What do the artists Kahlo, Hogarth and Hopper have in common ?




Try at home:

Explore one of these artists. What can you find out about them? Are there special techniques they use? If so, experiment at home and bring in your work to share with the class.

Rosenshine Principles:

We are going to recap on what we learnt in the first few weeks of yr 4 when we studied artist Frida Kahlo. Think back and reflect on what you know already so that you can build on this.



Over the next few weeks take notice of the colours around you; particularly in nature. Think: would you know how to make those colours? We will be doing some colour mixing over the half term so think back to years 3, 2 and 1. What did you learn about making new colours?



What I would like to know: share with your teacher.

