

## Key Questions:

**Why is a computer aided image helpful when designing a model?**

**What materials will you use to make your design look like a strong, stiff Roman Villa?**

Year 3

DT

**What design features do you see in a Roman Villa?**

## Key concepts:

*To learn what building materials the Romans used*  
*What did the Romans use to make their buildings strong?*

*To learn about the design of a Roman Villa*  
*How did the wealthy Romans live?*

*To learn to create a computer aided design*  
*How can I use a computer to create a design?*

## Key skills:


I can look at Roman Villa designs to see what they looked like

I can discuss and sketch my design

I can design a Villa thinking about the materials the Romans used

I can learn to use a computer to help me design a Villa

I can evaluate my model for strength and design features



## Key words:

Romans, Villa, materials, mosaic, fresco, tiles, pillars, atrium, courtyard

## Design:

**What rooms would there be in a Roman Villa?**



**How can I make my Villa look original?**



## Create:

**What materials will be stiff and strong?**

**How will I join the materials to make the structure?**




## Evaluate:

**Was your design strong? What design features did you include in your Villa? What would change or add to improve your design?**



**What design features did the Romans invent that we use today?**



## Try at home:

**Can you create your own mosaic design?**



**What I would like to know:**



