






Monday 1.6.20	Tuesday 2.6.20	Wednesday 3.6.20	Thursday 4.6.20	Friday 5.6.20
<ul style="list-style-type: none"> <li>Go noodle - get yo body moovin'</li> <li>Joe Wicks PE</li> <li>Cosmic Yoga - spider power</li> </ul>	<ul style="list-style-type: none"> <li>Go noodle - dinosaur stomp</li> <li>Joe Wicks PE</li> <li>Cosmic Yoga - Betsy the Banana</li> </ul>	<ul style="list-style-type: none"> <li>Go noodle - banana banana meatball</li> <li>Joe Wicks PE</li> <li>Cosmic Yoga - Coco the Butterfly</li> </ul>	<ul style="list-style-type: none"> <li>Go noodle - clap it out</li> <li>Joe Wicks PE</li> <li>Cosmic Yoga - the Twits</li> </ul>	<ul style="list-style-type: none"> <li>Go noodle - pizza man</li> <li>Joe Wicks PE</li> <li>Cosmic Yoga - Marv the metal detective</li> </ul>
<b><u>Mrs Hunns phonics - ear</u></b> Log onto purple mash and Complete the 2do spelling quiz - ear	<b><u>Mrs Hunns phonics - tion</u></b> Log onto purple mash and Complete the 2do spelling quiz - tion	<b><u>Mrs Hunns phonics - tious/cious</u></b> Log onto purple mash and Complete the 2do spelling quiz - tious/cious	<b><u>Mrs Hunns phonics - ue</u></b> Log onto purple mash and Complete the 2do spelling quiz - ue	<b><u>Mrs Hunns phonics - e-e</u></b> Log onto purple mash and Complete the 2do spelling quiz - e-e
<b>Guided Reading</b> Speed sounds, green & red words	<b>Guided Reading</b> Speed sounds, green & red words and begin to read the text	<b>Guided Reading</b> Speed sounds, green & red words and read the text	<b>Guided Reading</b> Speed sounds, green & red words & reread the text	<b>Guided Reading</b> Answer 'questions to talk about'
<b>Maths <u>Add by making ten</u></b> Week 4, lesson 1 Watch the video on number bonds press the have a go button  to pause and answer a question as you watch. Then complete the activity sheet.	<b>Maths <u>Subtract within 20</u></b> Week 4, lesson 2 Watch the video on number bonds press the have a go button  to pause and answer a question as you watch. Then complete the activity sheet.	<b>Maths <u>Add and subtract worded problems</u></b> Week 4, lesson 3 Watch the video on number bonds press the have a go button  to pause and answer a question as you watch. Then complete the activity sheet.	<b>Maths <u>Compare number sentences</u></b> Week 4, lesson 4 Watch the video on number bonds press the have a go button  to pause and answer a question as you watch. Then complete the activity sheet.	<b>Maths <u>Compare length and height</u></b> Week 5, lesson 1 Watch the video on number bonds press the have a go button  to pause and answer a question as you watch. Then complete the activity sheet.
<b><u>Science</u></b> <b><u>National Geographic - life cycle of a butterfly</u></b> Log onto purple mash and complete the 2do The Life Cycle of a Butterfly Describe what happens when a caterpillar turns into a butterfly	<b><u>PSHE/Geography</u></b> <b><u>A child in Kenya</u></b> Find out about another child in the world. How is her day similar to your day? What things were different? What questions would you like to ask Nana?	<b><u>RE</u></b> <b><u>Mother Theresa</u></b> Watch the story about Mother Theresa. The disciples were witnesses to the Holy Spirit. Why do you think we call Mother Theresa a witness of Jesus? Draw a picture or write a prayer showing the kindness and love of Mother Theresa	<b><u>ART</u></b> Colour and cut out a leaf, an egg, a caterpillar, a cocoon & a butterfly to use in the loopy lifter game on Friday	<b><u>DT/Science</u></b> <b><u>Greg and Maddie - loopy lifter</u></b> Can you make your own loopy lifter? Can you use the pictures of the egg, caterpillar, cocoon and butterfly to lift with your leaf hook? Super challenge - could you collect them in the order of the life cycle?

