

Key Questions:

Why would a smuggler need a pouch?

What materials will you choose to make a smuggler pouch that is tough and won't get washed away in the waves?

Year 4

DT


What would a smuggler carry in a pouch?

Key concepts:

- To learn what a smuggler would use a pouch for*
How big would the pouch need to be?
- To learn about the journey a smuggler would take*
How hard wearing and waterproof would it need to be?
- To choose a material that you could stitch.*
Can you sew your fabric?

Key skills:

- I can look at bags to help me choose my pouch design**
- I can discuss and sketch my design**
- I can design a product that is functional**
- I can learn to thread a needle and stitch the fabric**
- I can test my pouch for strength and durability**



Key words:

Smugglers, contraband, pouch, strap, fabric, needle, thread, stick, staple, durable, strong, waterproof, measure, mark, cut, shape, join, assemble, accuracy, finishing techniques.

Design:

Why is the choice of material important?
What materials would the smugglers in the 1700s have used?



Create:

How will I join the materials I have chosen?

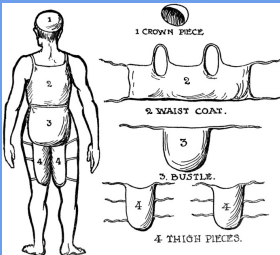


Evaluate:

Does your pouch open and close? Does it carry a weight? Is it strong? Which designs do you think are the best and why?




What other ways could a smuggler carry their goods?



Try at home:

Can you design an outfit for a smuggler with secret places to hide their contraband?



What I would like to know:

