

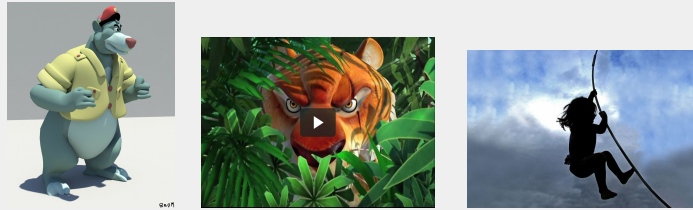


<div><u>Gospel Values</u></div> <div>The Gospel Values are at the heart of all we do and inspire our work</div> <div>Special words: truth, honest, responsible, explain, discuss, forgive, learn.</div> <div>We are looking particularly at honesty and integrity this term; linking in with our lessons on rights and responsibilities.</div> <div>Discuss: Why is it important to be honest ? What problems can it bring if people are not honest?</div> <div>Try: Role play with your family:Imagine there is a biscuit missing from the biscuit tin and mum/dad ask who has taken it. You play the role of a child who has taken the biscuit , without asking, but you are not telling the truth. Act out what could happen as a result e.g someone else gets blamed, no more biscuits are bought the following week. Now play out the scene again where your character tells the truth. How does this scene end? Discuss the impact of the scene now that you have been honest.</div>	<div><u>RE</u></div> <div>Special Books/ Thanksgiving/ Lent and Easter</div> <div>Special words: Scripture, Bible, Old Testament, New Testament, Gospel Thank you, thoughtful, Eucharist, Eucharistic prayer Ash Wednesday, Lent, prayer, cross, crucifix, Easter candle, Psalm Sunday</div> <div>Discuss: Which books are special to you and why? What is the purpose of these books e.g recipe books for cooking and who reads them? What are you thankful for?</div> <div>Try: Take a photo of a special book and ask a parent to send an email to me or write the title and share it with the class.</div> <div>During Lent: Tell your adult what you are thankful for. Spend a quiet moment by yourself to consider how you could help to make the world a better place.</div>	<div><u>Characteristics Of Effective Learning</u></div> <div>At St Mary's we want our children to be the best they can be, we encourage a love of learning through our Characteristics:</div> <div>In Spring we are focusing on:</div> <div>Persevering Parrot: I will keep going</div> <div></div>
<div><u>Literacy</u></div> <div><u>The Jungle Book by R Kipling</u></div> <div>Special words: Jungle, animals, Mowgli, brave, adapting, postcard, survival, environment, safety, fiction, classic.</div> <div>Discuss: Which character in The Jungle Book is your favourite and why? Do you think Mowgli is going to be happier in the man village and why? If you added another animal to this story which would it be?</div> <div>Try: Read other books with animals, to compare with The Jungle Book. Look through a nonfiction book on animals and write down 3 facts that you have learned. Experiment by moving the way you think these animals would move. Watch a film version of the story with your family and discuss how it is similar/ different to the book. Draw a picture of Baloo from your imagination - consider what you know about him e.g would he be smiling?</div>	<div><u>Maths</u></div> <div><u>Multiplication Facts</u></div> <div>Special words: multiply, times, lots of, groups of, product, multiple</div> <div>Discuss: What can help you to remember the 2x, 5x and 10 x tables? Is there a way that is better for you?</div> <div>Try: Use objects when you are multiplying ( e.g pairs of socks for the 2 x table). Can you write the table down in multi colours? Make a poster with the table you are trying to learn. See if you can say the first part of the sentence E.g. “ Four lots of two is” and your parents finish it off. Now swap over.</div>	
<div><u>Science</u></div> <div><u>Survival</u></div> <div>Special words: habitat, jungle,tropical, India, survive, camouflage, Mammal, Primate, Reptile, canopy, Rainforest</div> <div>Discuss: How do animals survive in the jungle? What is a jungle? What would you expect to see? What do animals eat in the jungle?</div> <div>Try: Research, with an adult, what a jungle is. Draw a jungle animal camouflaged in its surroundings - can your family find it? Discuss with your family what the dangers could be for a person in a jungle. Animals need different things to survive, depending on what they are. Can you create a habitat for a creature - perhaps in your garden or in a local park?</div>	<div></div> <div>Spring Term Year 2</div> <div>What would you see and hear in an Indian Jungle?</div>	<div><u>ICT</u></div> <div><u>Effective questioning/ Effective searching/ Creating pictures</u></div> <div>Special words: template, folder, drag, gallery, screen, searching, internet, search engine.</div> <div>Discuss: How to find what you want on the internet - what words would you put into the search engine? Why do you need to be careful with your spelling?</div> <div>Try: Research information about the Indian jungle. How long did it take you to find what you needed? Now try finding out about what animals live there. Can you discover three facts about them?</div>



## Art / DT

### Animal art

**Special words:** Henri Rousseau, paint, colour, tone, painting, painter, sculpt, sculpter, sculpture

**Discuss:** What are your favourite colours? What do you think of Henri Rousseau's paintings? Which is your favourite of his paintings? Do you prefer it when the animals look real?

**Try:** Look in non fiction books for animal illustrations and discuss their features. Have a go at drawing an animal in the style of one of your favourite illustrators. Take one of Rousseau's pictures and try to represent it. Try drawing one of his pictures using a different material. What effect does it have?

## Geography:

### Maps and keys

**Special words:** Direction, North, East, South, West, compass, map, route, forest, hill, mountain, river, valley, city, town, farm.

**Discuss:** How do you and your family find new places - how do you make sure that you find where you are looking for? What is the difference between a paper map and a Sat Nav? When would you use a compass?

**Try:** Design a short route around your garden or lounge. Place an object at the end of the route. Give your parent/s directions to reach the object, using the words forwards, backwards, left, right etc. A challenge would be to use a compass and use that for giving directions using words such as North, South - then swap over and follow directions given to you.

## History

### Inventors

**Special words:** sequence, order, photograph, evidence, source, artefact, decade, modern, old, past, present, future, invent, inventor, transport.

**Discuss:** How did/do your parents and grandparents travel around? What modes of transport did/do they use? If you had the opportunity, would you travel in a rocket? What about the other members of your family?

**Try:** Speak to an older member of your family or friend of your family about how transport has changed over the years. Find out as much as you can about Elon Musk and his inventions.

## PHSE

### Rights and Responsibilities

**Special words:** Rights, responsibility, role, environment, whole, team, together, past, present, future

**Discuss:** What are my rights as a member of this family? What responsibilities do I have? Are you surprised by any of the answers your parent/s have given ?

**Try:** With an adult, write down your rights and what you think your mum/dad's rights are. Do the same with responsibilities. Use words and pictures. Discuss any that you are unsure of. Try designing a poster to remember what your responsibilities are.

## Music

### I wanna play in a band/ Zootime

**Special words:** compose, perform, pulse, rhythm, pitch, rock, percussion, instrument.

**Discuss:** Is there any new music that you, or members of your family, are enjoying? Listen to another member of the family's choice of music. Discuss the instruments you can hear and why they like it.

**Try:** Choose a jungle animal. How do you think that animal would move? What sound does it make? Try making that sound with different parts of your body. Can anybody in your family work out what animal you are being?

