

Key Questions:

Has the school always looked like this?

What has changed in the school since you started in Reception?

Where is the evidence that things have changed?


What sources can we use to prove that something is different now, compared to the past?

Year 1 Autumn Term

History

Once Upon A Time

Has my school always looked like this?



Key concepts:

Change - name similarities and differences.


Chronology - sequence events.

Sources - Looking for evidence of change through photographs, maps and artefacts.



Key skills:

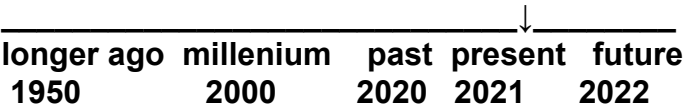
I can describe what I see and talk about what I notice



Key words:

artefacts, sources, evidence, past, history, historical, changes, similarity and difference, local, historian

Timeline:



Key facts:

- Historians use different sources to find out about the past.
- Maps have to be changed regularly as places change, such as our school building and outside space.

Trips:

You will be exploring the local area, looking for changes that have taken place.



Images to discuss with an adult:



What is the story?



Where is this?

Try at home:

Talk about things that have changed in your home since your family moved in. Make a 3D timeline using different objects to show what has changed. Make sure you put the objects in the correct order, from the furthest time away to the present day. Your teacher would love to see them so email them in!

What I would like to know:



Share your thoughts with your teacher and a parent.



| | | |
|--|--|--|
| | | |
| | | |