








Y4 French, Spring 1: Shapes, colours and position

	un cerle
	un triangle
	un carré
	un rectangle
	<u>un ovale</u>

I will learn the common shapes in French.



I will recap the colours in French.



I will learn to describe the position of a shape in a picture.



I will design my own picture in the style of Matisse and describe it in French e.g. Il y a un rectangle bleu.